

COURSE OUTLINE

Operate and Maintain a 4WD Vehicle

Course Details:

This course is aimed at providing participants with the necessary skills and knowledge to operate and maintain a four-wheel drive vehicle. The course provides the participant with the opportunity to learn and practice new skills and is ideal for individuals specifically working in the Resources, Infrastructure and Construction industry or anyone just wanting to improve their 4WD skills.

It has been designed to familiarise drivers with the correct use of the appropriate range (high or low range) gears and includes the mechanical understanding of the capabilities and limitations of a 4WD vehicle, without harm to personnel, damage to the vehicle and equipment and minimum environmental damage using the features of a four-wheel drive vehicle to drive in a variety of terrain types.





Participants will be introduced to terminology and techniques and required to perform pre-start and pre-departure checks. As part of the course participants will be required to recover a vehicle using a variety of different recovery equipment and conduct basic maintenance and minor repairs on four-wheel drive vehicles.







The following will be covered during the course:

- Legislation and regulations
- Workplace Health and Safety Issues
- Workplace Policies and Procedures
- Communication equipment and techniques
- 4WD specific terms, terminology and techniques
- Selecting and programming navigation equipment
- Braking techniques according to terrain
- Engaging 4WD mode
- Selecting appropriate routes and applying techniques for minimal environmental impact
- Performing pre-departure checks
- Using the features of a 4WD to navigate a variety of terrain types
- Performing maintenance and minor repairs
- Coordinate and recover a 4WD vehicle using a range of recovery equipment
- Change a wheel using a jack to support a 4WD vehicle on uneven ground
- Stall/key start recovery downhill forward and reverse
- Operate a 4WD vehicle competently in off-highway conditions, including;
 - ✓ up and down steep inclines
 - ✓ correct range, gears and techniques
 - ✓ through muddy terrain and ditches
 - ✓ across side slope involving irregular terrain
 - ✓ irregular sandy terrain
 - ✓ through water
 - ✓ along dry and wet dirt roads

Entry requirements:

An individual undertaking this Operate and Maintain a 4WD Vehicle course with Risk Management Training Solutions (RMTS) will need to demonstrate the following to be eligible for entry:

-  4WD vehicle (one vehicle can be used for up to 2 participants in the same organisation)
-  Should you not have access to a 4WD vehicle, RMTS fleet vehicles are available for use at an additional cost (see vehicle hire details below).
-  Participant Vehicles must have a minimum of half a tank of fuel
-  Fitness to participate (ability to climb in/out of vehicles, physical work in recovery scenario)

-  Participants must hold a current Australian Drivers Licence – *‘L’, ‘P’ or ‘O’ (Class C – Manual). Licences must be presented to the assessor prior to the commencement of the course. *Learner drivers must be accompanied by a fully qualified driver with an open licence
-  If using own vehicle participants must provide evidence of current registration and insurance prior to commencement. *
-  Wear normal work clothing, enclosed footwear and hat
-  Sufficient English language, literacy, numeracy and visual interpretation skills to successfully complete this course.
-  Personal items such as: Sunscreen, insect repellent,
-  Morning tea, lunch, afternoon tea and plenty of drinking water.

Note: * All participants will be required to sign a disclaimer prior to commencement of the course. Where RMTS deem a participant’s vehicle to be unroadworthy prior to commencement of the course, they hold the right to refuse use of the said vehicle and the participant may be required to use one of the hire vehicles for the purpose of completing this course.

Unique student identifier (USI):

Any individual undertaking nationally recognised training will need a USI in order to receive their Qualification or Statement of Attainment. If you do not have a USI, you will not receive your Qualification or Statement of Attainment. A USI will give you access to an online record of any training you have completed since 1st January 2015. All individuals will be required to either apply for or provide a valid USI number on enrolment. Application for a USI number can be made directly through the USI website: <https://www.usi.gov.au/about> or via our website link.

If you require assistance in creating your own USI, please contact RMTS on 07- 5455 5451

Licensing, legislative, regulatory or certification considerations:

Licensing, legislative, regulatory and certification requirements that apply to this unit can vary between states, territories, and industry sectors. Relevant information must be sourced prior to application of the unit

Vehicle hire:

RMTS do have vehicles available for use. The cost of these vehicles include vehicle hire for completion of the course, fuel, recovery equipment, cleaning, insurance and wear and tear.

Vehicle hire fee: 1day vehicle hire (10 hrs) \$135.00 per person per day.




Please note: The vehicle may be hired by other course participants, meaning that each vehicle hire may be shared by two participants. This will not impact on the amount of drive time that each hirer will experience as all participants of the course must individually meet competency requirements of RIIVEH305F – Operate and maintain a four wheel drive vehicle.

At times, there may be more than one vehicle available, which will allow each vehicle hirer to experience a variety of 4WD vehicle types.

If you wish to have exclusive use of a RMTS vehicle, then this can be arranged at a total cost of \$160 per vehicle per day.


Pathways into the course:

Participants may enter this course through a number of entry points, and must be able to demonstrate the potential to undertake vocational education and training at this course level, such as:

-  Participant direct enrolment
-  Employer enrolment (part of your role)
-  Requirement for entering the industry

Pathways from the course:

After achieving competency, participants may be eligible to undertake further studies relevant to their role, such as:

 RII30719 Certificate III in Emergency Response and Rescue

Course Delivery:

This course will be delivered in the workplace or at RMTS training facilities.

Duration:

Full Course: 1 day (10hours)

Time: 7.30am to 5.30pm

Course Structure:

As part of this course the following unit competencies will be delivered:

- **RIIVEH305F- Operate and maintain a 4WD vehicle**

Typical delivery structure of this course will be as follows:

Morning session: Start 7.30am – 9.30am

- Theory content delivered
- Written theory assessment

Morning session: 9.00am – 10.30am

- Practical assessment (Presentation)
- Practical assessment (Vehicle pre-start checks)

Mid-morning session: 10.30 – 2.30pm

- Practical driving session
- Practical assessment

Afternoon session: 3.00pm – 5.00pm

- Practical driving session
- Practical assessment

Late afternoon: 5.00 – 5.30pm

- Arrive back
- Final assessment – post vehicle check

*This schedule may be subject to change due to weather conditions, terrain conditions or workplace requirements e.g. Tide times, site rosters or other considerations. Where this occurs, participants will be provided with notice of any alterations.

Pre-requisites:

There are no pre-requisite requirements for this course.

Assessment requirements:

Individuals undertaking this course will be expected to complete both written and practical assessment tasks.




Inclusions:



Practical hands-on training delivered by industry experienced trainers



Knowledge on relevant legislation and Australian Standards for RIIVEH305F - Operate and maintain a for wheel drive vehicle.

-  Knowledge on relevant road traffic rules and regulations for the location and conditions being driven
-  Beach vehicle access permit (where required)
-  Ferry fees (where required)

Recognition of Prior Learning (RPL):

If you believe you already hold some or all of the skills, knowledge and/or experience for this course, you may be eligible to apply for Recognition of Prior Learning (RPL). You are encouraged to refer to our Participant Handbook and RPL/CT Handbook which can be downloaded from our website and speak with RMTS prior to commencing training.

Course fees:

The fee for this course is ***\$430 per person**

*Own vehicle supplied. Please refer to vehicle hire terms for further information.

No Statement of Attainment will be issued until full and final payment has been received.

Payment methods:

RMTS have eftpos facilities available, or payments can be made by direct deposit or cash. For larger organisations seeking training options, RMTS offer purchase orders.

Refund policy:

- A full refund will apply where RMTS cancels the course prior to commencement.
- A full refund of the course fees paid will apply where the participant withdraws in writing 14 days or more prior to the course commencing.
- 75% refund of the full amount of course fees paid where the participant withdraws in writing less than 14 days but more than 7 days prior to the course commencing.
- 50% refund of the full amount of course fees paid where the participant withdraws in writing less than 7 days but more than 3 days prior to the course commencing.
- No refund where the participant withdraws less than 3 days prior to the course start date or after commencement of the course unless special circumstances apply. Evidence must be submitted e.g. Medical Certificate

A full copy of our refund policy can be downloaded from the website.

Course completion:

On successful completion of all unit requirements, participants will be issued with nationally recognised Statement of Attainment for:

- **RIIVEH305F Operate and maintain a for wheel drive vehicle.**



Participants who do not complete all requirements of the course will not be issued with a statement of attainment.

How to apply:

For more information, please do not hesitate to contact our office or visit our website.

Email: admin@rmts.training Phone: 07 5455 5451

Alternatively, you can download an enrolment form and return to:

Address: PO BOX 472 Noosaville, Qld, 4566